






Finale Ergebnisse Prüfung 3 EVG3 60 Km

1  **MARKUS HAFNER / 5** DVE 317665 **SWITZERLAND**
 TENEE SAKLWI 1930 / SVPS 134248 2009/Grey/Shagya Araber/MARE/
 Trainer : Markus Hafner SUI
 Punkte Geschwindigkeit : 49,130 Punkte Puls : 14,706 Punkte Total : 63,836 **GESAMT : 153,206**


| TOTAL | 08:00:00 | GATE1/30 Km | Finish/60 Km |
|--------------------|---------------|-----------------|-----------------|
| 04:01:24 | ARR | 09:59:23 | 12:51:24 |
| | IN | 10:03:32 | 13:05:24 |
| 14,913 Km/h | REC | 04:09 56 | 14:00 44 |
| | TIME | 02:03:32 | 01:57:52 |
| 00:18:09 | OUT | 10:53:32 | |
| | Km/h | 14,571 | 15,271 |
| | c.Km/h | 14,571 | 14,913 |

2  **SABRINA BRÜGGER / 2** SE 227969 **SWITZERLAND**
 PANDOR / SVPS 125164 2010/Grey/Vollblutaraber/GELDING/
 Trainer : Sabrina Brügger SUI
 Punkte Geschwindigkeit : 31,500 Punkte Puls : 11,765 Punkte Total : 43,265 **GESAMT : 103,836**


| TOTAL | 08:30:05 | GATE1/30 Km | Finish/60 Km |
|--------------------|---------------|-----------------|-----------------|
| 04:33:46 | ARR | 10:36:11 | 13:53:51 |
| | IN | 10:41:27 | 14:11:28 |
| 13,150 Km/h | REC | 05:16 52 | 17:37 48 |
| | TIME | 02:11:22 | 02:22:24 |
| 00:22:53 | OUT | 11:31:27 | |
| | Km/h | 13,702 | 12,640 |
| | c.Km/h | 13,702 | 13,150 |

3  **MARIANNE PFAFF / 3** SE 251135 **SWITZERLAND**
 CARINA BLUE / SVPS 79640 1998/Bay/Warmblut/MARE/
 Trainer : Marianne Pfaff SUI
 Punkte Geschwindigkeit : 28,780 Punkte Puls : 10,294 Punkte Total : 39,074 **GESAMT : 93,778**

| TOTAL | 08:03:04 | GATE1/30 Km | Finish/60 Km |
|--------------------|---------------|-----------------|-----------------|
| 04:39:33 | ARR | 10:17:07 | 13:32:37 |
| | IN | 10:23:18 | 13:47:30 |
| 12,878 Km/h | REC | 06:11 56 | 14:53 50 |
| | TIME | 02:20:14 | 02:19:19 |
| 00:21:04 | OUT | 11:13:18 | |
| | Km/h | 12,836 | 12,920 |
| | c.Km/h | 12,836 | 12,878 |

4  **FRÉDÉRIQUE ERNST / 1** SE/DvE 246819 **SWITZERLAND**
 MISS KISS / SVPS 135670 2010/Grey/Vollblutaraber/MARE/
 Trainer : Frédérique Ernst SUI
 Punkte Geschwindigkeit : 23,420 Punkte Puls : 11,765 Punkte Total : 35,185 **GESAMT : 84,444**

| TOTAL | 08:12:11 | GATE1/30 Km | Finish/60 Km |
|--------------------|---------------|-----------------|-----------------|
| 04:51:41 | ARR | 10:36:15 | 13:53:52 |
| | IN | 10:41:15 | 14:02:34 |
| 12,342 Km/h | REC | 05:00 52 | 08:42 48 |
| | TIME | 02:29:04 | 02:22:37 |
| 00:13:42 | OUT | 11:31:15 | |
| | Km/h | 12,075 | 12,621 |
| | c.Km/h | 12,075 | 12,342 |

5  **LENA GARTENMANN / 6** SE 262735 **SWITZERLAND**
 CLEOPATRE IV / SVPS 138916 2012/Grey/Vollblutaraber/MARE/
 Trainer : Lena Gartenmann SUI
 Punkte Geschwindigkeit : 20,390 Punkte Puls : 10,294 Punkte Total : 30,684 **GESAMT : 73,642**

| TOTAL | 08:12:05 | GATE1/30 Km | Finish/60 Km |
|--------------------|---------------|-----------------|-----------------|
| 04:59:01 | ARR | 10:41:09 | 14:01:06 |
| | IN | 10:43:34 | 14:12:25 |
| 12,039 Km/h | REC | 02:25 64 | 11:19 50 |
| | TIME | 02:31:29 | 02:27:32 |
| 00:13:44 | OUT | 11:33:34 | |
| | Km/h | 11,882 | 12,201 |
| | c.Km/h | 11,882 | 12,039 |

**Finale Ergebnisse Prüfung 3 EVG3 60 Km****6****JENNIFER ENGISCH / 73**

CHA ILI D OMON /

Trainer : Jennifer Engisch SUI

SE 311655

SVPS 130784 2012/Bay/Vollblutaraber/MARE/

SWITZERLAND

Punkte Geschwindigkeit : 15,720

Punkte Puls : 8,824

Punkte Total : 24,544

GESAMT : 58,906

| TOTAL | 08:00:00 | GATE1/30 Km | Finish/60 Km |
|--------------------|---------------|-----------------|-----------------|
| 05:11:05 | ARR | 10:41:14 | 14:01:05 |
| | IN | 10:43:31 | 14:12:20 |
| 11,572 Km/h | REC | 02:17 60 | 11:15 52 |
| | TIME | 02:43:31 | 02:27:34 |
| 00:13:32 | OUT | 11:33:31 | |
| | Km/h | 11,008 | 12,198 |
| | c.Km/h | 11,008 | 11,572 |

7**THERESE BRAUN / 4**

MAHBUK IBN BENDIGO /

Trainer : Therese Braun SUI

SE/DvE 126930

SVPS 128186 2011/Bay/Vollblutaraber/GELDING/

SWITZERLAND

Punkte Geschwindigkeit : 2,950

Punkte Puls : 8,824

Punkte Total : 11,774

GESAMT : 28,258

| TOTAL | 08:25:31 | GATE1/30 Km | Finish/60 Km |
|--------------------|---------------|-----------------|-----------------|
| 05:49:42 | ARR | 11:00:15 | 15:05:13 |
| | IN | 11:08:55 | 15:19:23 |
| 10,295 Km/h | REC | 08:40 60 | 14:10 52 |
| | TIME | 02:43:24 | 03:06:18 |
| 00:22:50 | OUT | 11:58:55 | |
| | Km/h | 11,016 | 9,662 |
| | c.Km/h | 11,016 | 10,295 |